

Cooling Water Circulators | External Closed Loop, Low Bed Type

CF720C

Operating temp. range -20°C~RT

Cooling capacity Approx. 880W (at 10°C)

Low bed type external closed cooling water circulator, can be installed under the fume hood or laboratory bench.

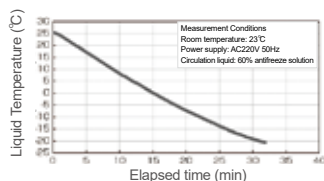
Cooling water is steadily supplied to the closed cooling parts of research instruments, analytical and measuring instruments, industrial equipment, etc., through refrigeration unit and circulation pump.

Equipped with two circulation systems, 880W cooling capacity, capable of simultaneously cooling 2 sets of rotary evaporators (basic model).

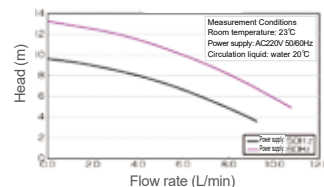
Features

- Use environmentally friendly refrigerant R404A.
- The operating part is digital setting and display, with a timing function.
- The circulation water flow adjustment valve, drainage valve, overflow port, and power switch are all installed on the front of the body, allowing all operations are in front of the unit body.
- Equipped with safety designs such as overcurrent leakage protection switch, refrigeration unit overload relay, pump overheating protector, and a time delay timer for refrigeration unit protection.

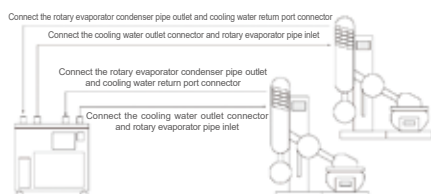
Cooling curve



Flow/head curve



System configuration example.



Specifications

Model		CF720C	
System		External closed circulation by circulation pump	
Performance	Operating temp. range	-20°C~room temperature	
	Temp. adjusting accuracy	±2°C	
	Cooling capacity	Approx. 880W at liquid temp. 10°C Approx. 680W at liquid temp. 0°C Approx. 470W at liquid temp. -10°C	
Composition	Temp. control	Refrigeration Unit ON-OFF Control	
	Temp. sensor	T-type thermocouple	
	Temp. setting, display	Digital setting, digital display	
	Refrigerator, refrigerant	Air-cooled sealed rotary type 600W R404A 680g	
	Circulation pump	Magnetic pump 127W	
	Pump capacity (50Hz)	Max. flow rate	30L/min
		Max. lift head	10.3m
	Device circulation capacity (50Hz)	Max. flow rate	16.9L/min
		Max. lift head	9.7m
	Cooling pipe	Nickel-plated copper	
External circulation port	Outer diameter 10.5mm pipe connector (2 each for inlet and outlet, with water valves)		
Operating ambient temp. range	5~35°C		
Safety device	Overcurrent leakage protection switch, refrigeration unit overload relay, pump overheating protector, refrigeration unit protection time delay timer, bypass for pump protection		
Other functions	drainage, overflow, condenser filter, key lock function, deviation correction function, power outage compensation function, temperature output terminal		
Specifications	Water bath material	SUS304	
	Water bath capacity	Approx. 11.5L (liquid volume 10.5L)	
	Power supply (50Hz)	AC220V 5A	
	External dimensions (W×D×H mm)	465×435×600	
Weight	Approx. 60kg		
Accessories	Top cover, 4×1.5m circulation hoses, 4 clamps, 1 drainage hose, 1 overflow hose		

1 Sterilizers

2 Granulation and Spray Dryers

3 Furnaces

4 Ovens

5 Incubators

6 Plasma Equipment

7 Water Purifiers

8 Baths

9 Water Circulators

10 Rotary Evaporators

11 Stirrers & Shakers

12 Options